

NAME: _____

DATE: _____


Learning Strategy
(Unit 3, page 26, Reading)

READING STRATEGY: selective attention

To help you focus, scan a reading for specific information and ignore other information.


PRACTICE

GUIDE TO THE WORLD'S GREAT MUSEUMS




National Palace Museum, Taipei

on Chih-shan Road -----
Wai-shuang-hsi district -----
-----: ----- bus 213,
255, or 304, or ----- taxi.



National Museum of Anthropology, Mexico City

The National Museum of Anthropology is in Mexico City.
-- -- in Chapultepec Park, section 1.
-----: --- taxi ---
number 7 train to Auditorio metro station.



Kyoto National Museum, Kyoto

----- -- at
527 Chayamachi, Higashiyama-ku.
-----: --- Japan Rail train
to Kyoto Station. --- bus 206 or 208.
Walk from the bus stop --- -----.

Read each question. Look for the information in the reading.

1. Where is the National Museum of Anthropology? _____
2. How do I get to the National Palace Museum? _____
3. Is there a train to the National Palace Museum? _____
4. Is there a bus to the National Museum of Anthropology? _____
5. How do I get to the National Museum of Anthropology? _____
6. Where is the Kyoto National Museum? _____